

Fig. 1.




Fig. 3.




Fig. 4.




Fig. 6.

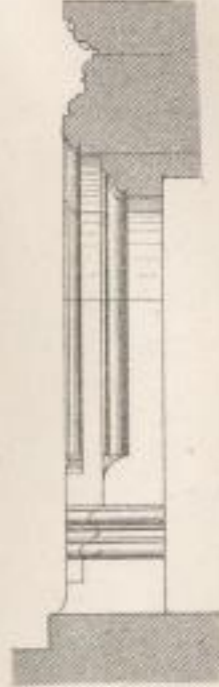


Fig. 2.




Fig. 5.

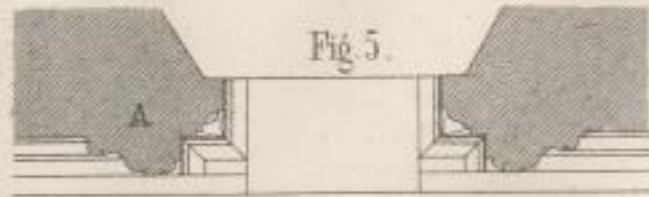
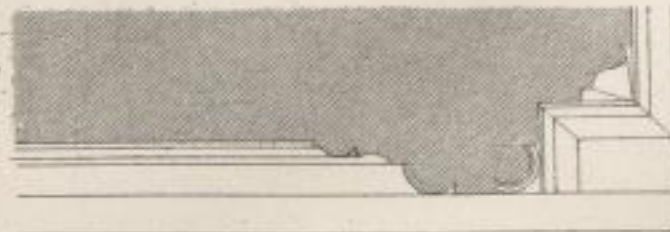


Fig. 7.



Profil bei A.  
2/3 nat. Gr.

