













































Zeichenerklärung zu den Profilkarten 1—3

	Korallenkalk		<i>Cyathophyllum heterophylloides</i>		<i>Spirifer verneuill</i> <i>Spirifer</i> sp.		<i>Kalloclymenia subarmata</i>
	Korallenkalk mit Einlagerungen von tonig-sandigem Schiefer		<i>Favosites</i> sp. <i>Favosites polymorpha</i>		<i>Thamnopora cristata</i>		<i>Ozoclymenia</i> sp.
	Tuffschiefer mit Kalkknollen		<i>Archoceras</i> sp.		<i>Rectoclymenia</i> sp.		<i>Kosmoclymenia</i> sp.
	Tuffschiefer		<i>Cheloceras</i> sp.		<i>Platyclymenia</i> cf. <i>bicostata</i>		<i>Cyrtoclymenia plicata</i>
	Diabasbreccie		<i>Dimeroceras</i> cf. <i>lentiforme</i>		<i>Orthoceras</i> sp.		<i>Imitoceras</i> sp.
	Diabas		auf Profilk. 1, Profil 2: Grenze Oberdevon I—II		<i>Phacops</i> (Trim.) <i>mastophthalmus</i>		<i>Typhloproctus subcarinthiacus</i>
	<i>Phillipsastrea hennahi</i>		Diabastuff mit Kalkknollen		<i>Lamellibranchiaten</i>		<i>Buchiola retrostriata</i>
	<i>Phillipsastrea</i> cf. <i>bowerbanki</i>		flasriger Knotenkalk		<i>Prionoceras divisum</i>		Goniatiten (<i>Cheiloceras</i> , <i>Tornoceras</i> , <i>Dimeroceras</i>)
	<i>Cyathophyllum helianthoides</i>		Tuffschiefer		Grenze Oberdevon II—III		<i>Terebratulula subdentata</i>
	<i>Atrypa reticularis</i>		Diabastuff mit Fauna der Planschwitzer Schichten		Grenze Oberdevon III—IV		auf Profilk. 3, Culm b. Oberlosa Grenze Oberdevon V β —VI α
	<i>Crinoiden</i> sp.		Knotenkalk mit stärkeren Tuffschieferlagen		auf Profilk. 2, Elstersteg: Grenze Oberdevon I—II		Aufschiebung von Knoten- kalk auf flasrigem Knotenkalk