

COUPELLATION ET LIQUATION

Fig. 1. Elevation coupe AB de fig. 1.



Fig. 3. Coupe verticale coupe CD de fig. 1.

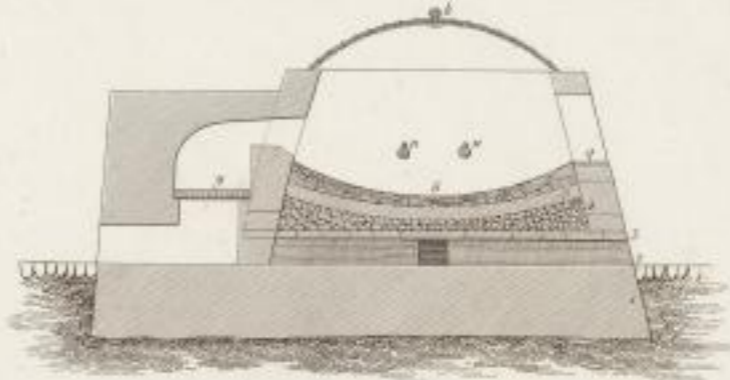


Fig. 2. Plan coupe Fig. 1-4.



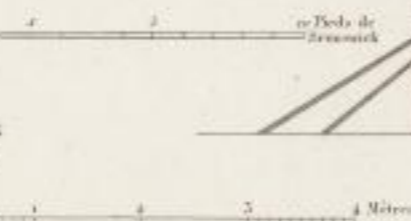

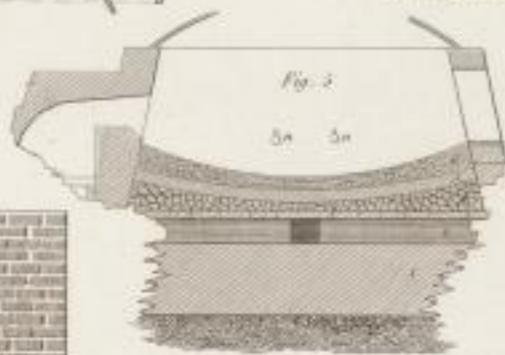
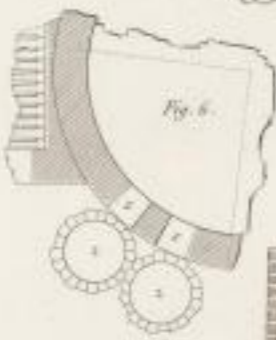


Fig. 4. Elevation coupe BK de fig. 1.



0 1 2 3 4 Mètres

Fig. 8. Plan au niveau FG de fig. 7.



Fig. 9. Plan au niveau HK de fig. 7.

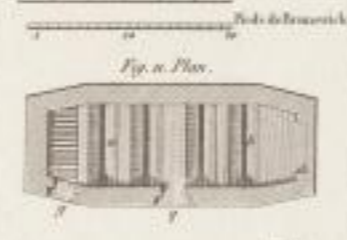
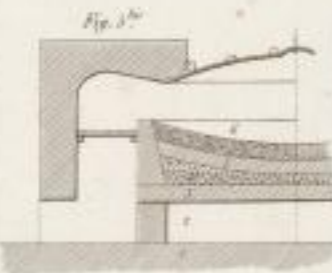



Fig. 14. Coupe verticale.



Dessiné par Robert.