



Friedrich Wannieck in Brünn, (Fig 1-7) Goethem & Réallier in Brüssel. (Fig 8-11)

Flachschiebermaschinen.

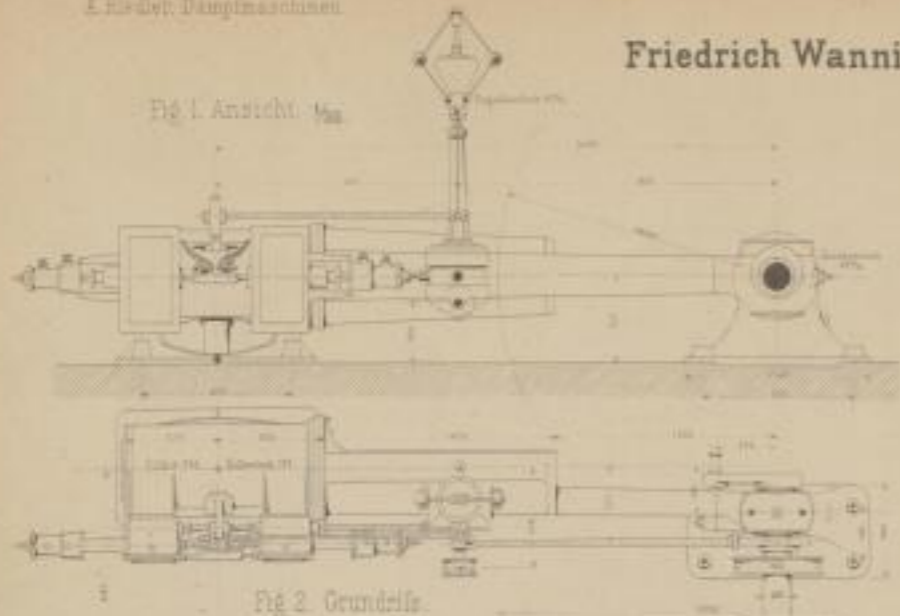


Fig 1. Ansicht  $\frac{1}{200}$

Fig 2. Grundriss.

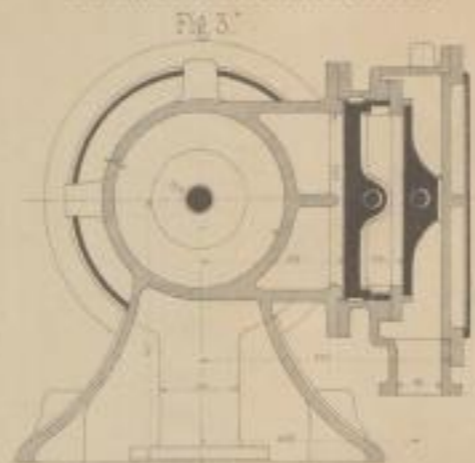


Fig 3.

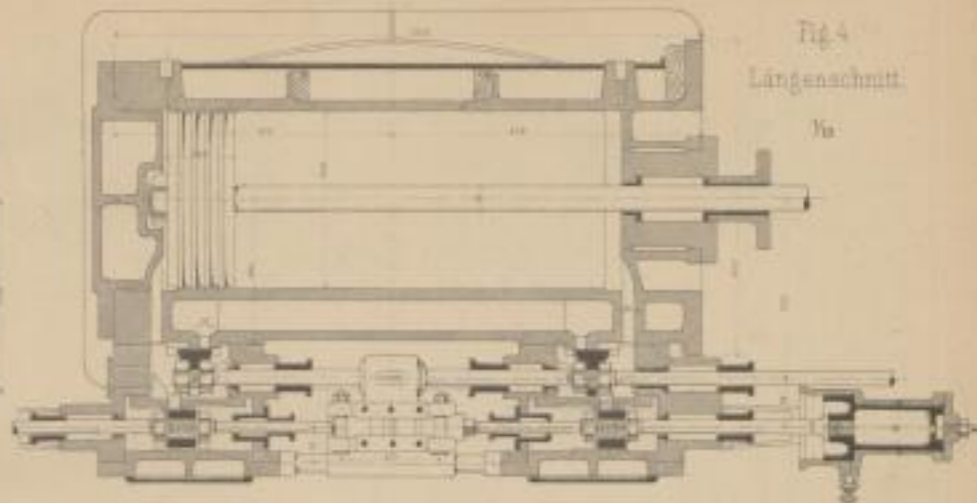


Fig 4. Längenschnitt.  $\frac{1}{50}$

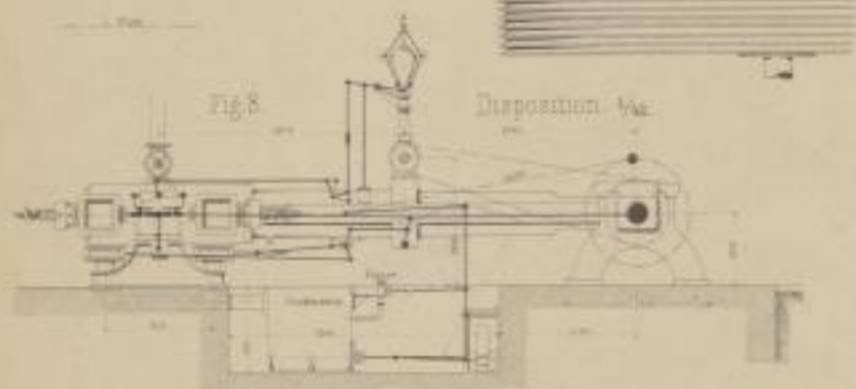


Fig 5.

Disposition.  $\frac{1}{50}$



Diagramme einer 50 pferd. Betriebsmaschine. (System Hartung) 90 Touren pro Min.



Grundriss Fig 6.

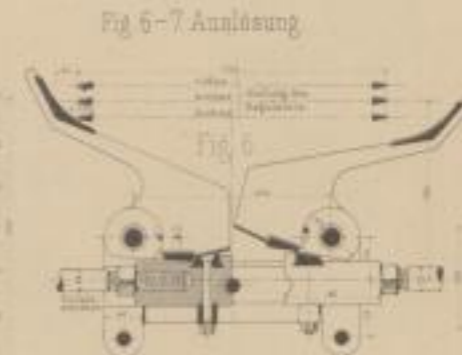


Fig 7. Querschnitt.

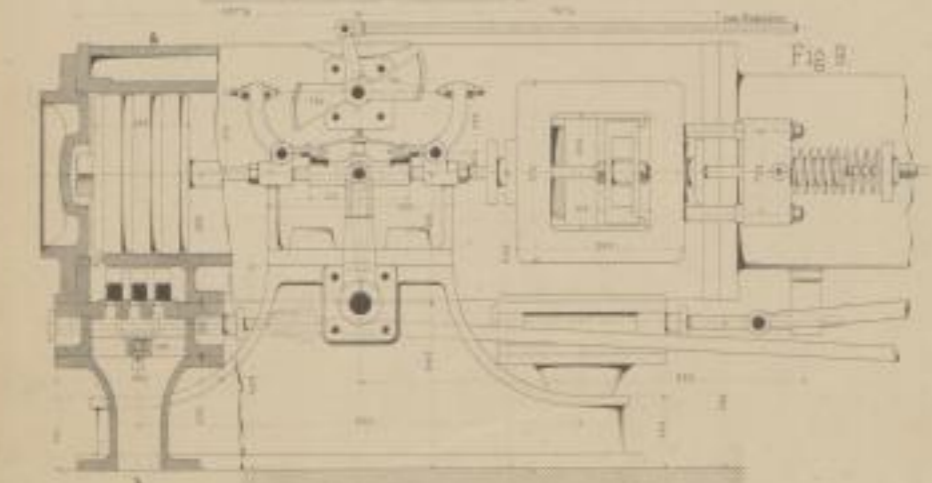


Fig 8.




Fig 9. Schnitt ab.




Fig 10. Cylinder-Längenschnitt.

Verlag von Fung & Fock, 113 Scharfstrasse in Wien.

Maßstab: (Fig 1-2)  $\frac{1}{200}$ , (Fig 3-5, 8-11)  $\frac{1}{50}$ , (Fig 7-9)  $\frac{1}{50}$ .

ausgegeben in Brüssel am 10. October 1878.