

Aimé Robert in Gilly, (Fig. 1-6) C^{ie} de Fives-Lille,
Schweizerische Locomotiv- & Maschinenfabrik in Winterthur.
Schiebermaschinen.

Fig. 2 Querschnitt.
No. 100000. Größe.

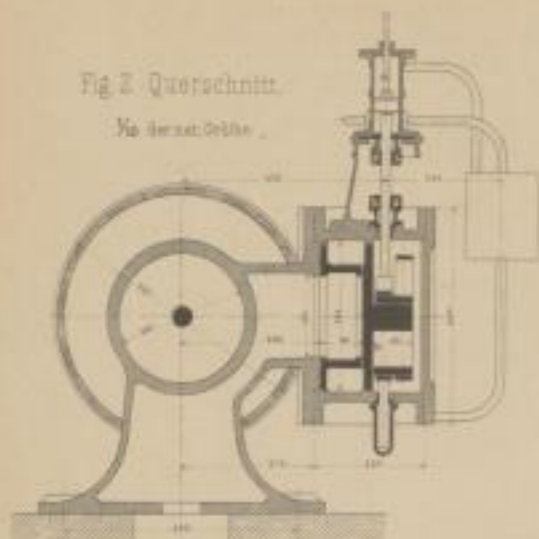


Fig. 1 Ansicht.

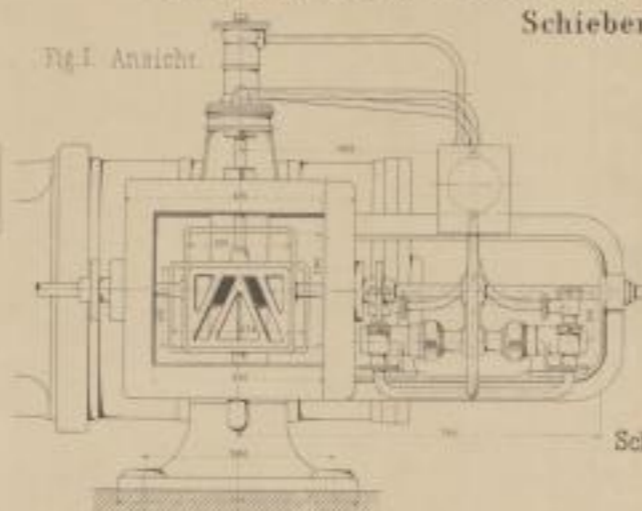


Fig. 7. Parcot-Steuering. $\frac{1}{2}$ m.

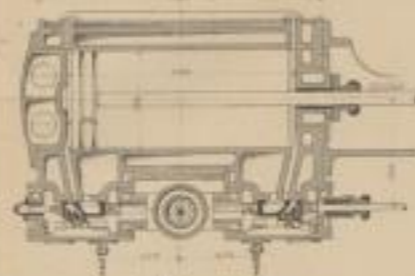


Diagramme
von Parcot Schleppschieber-Steueringen.

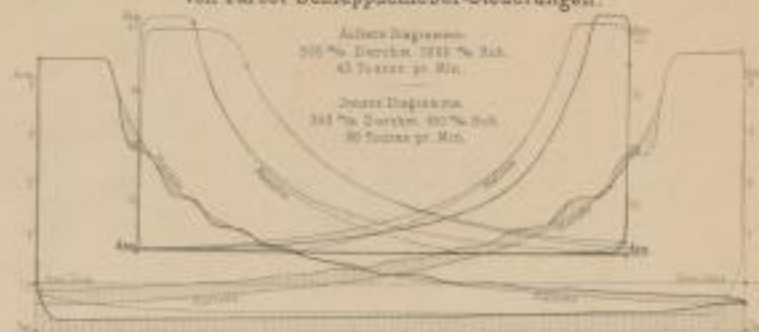


Fig. 4
No.

Schieber u. Diagramme
der Fördermaschine in Flourens
2 - 1. Umdrehung

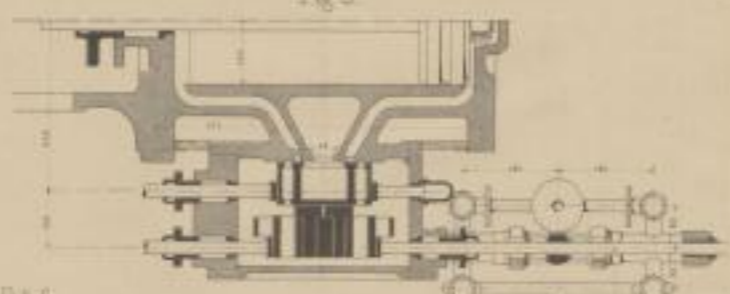


Fig. 3.

Fig. 8-14 System
Schiebermasch. Rider-Brown.

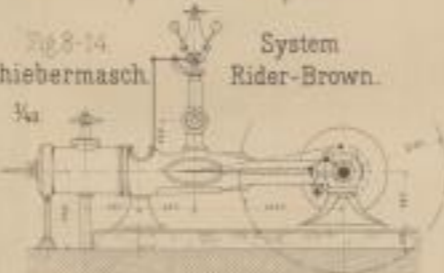


Fig. 8 $\frac{1}{2}$ m.

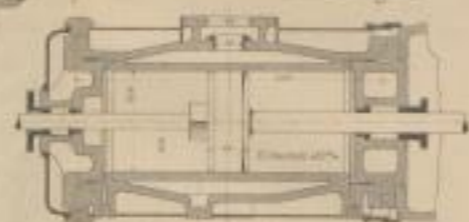
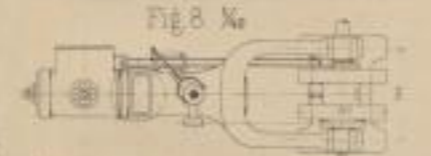


Fig. 10. Zylinder-Schnitt. Fig. 9.




Fig. 13
Lager.



Fig. 14 Regulator.



Fig. 11
Querschnitt.

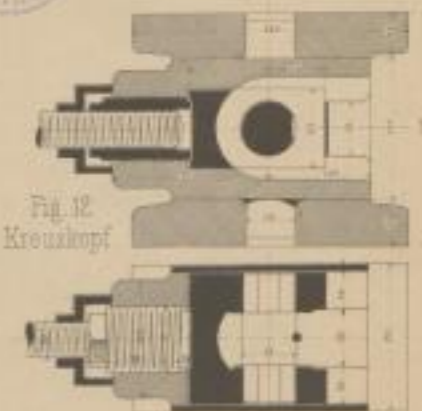


Fig. 12
Kreuzkopf.

Verlag von Fery & Pichler, 11. Schottentor, Wien.

Mafsstab: Fig. 1-4, 8-11) $\frac{1}{2}$ m., (Fig. 5-6) $\frac{1}{2}$ m., (Fig. 12-14) $\frac{1}{2}$ m.

Gezeichnet v. Biedler u. G. Hölzer, Wien.