


*Transportable Aufzugsmaschine in den Westminsterischen Parks zu London.*

Fig. 1. Längsansicht.



Querschnitt nach der Linie Y Z Fig. 4



Fig. 3



Fig. 6



Fig. 7




Fig. 8. Obere Ansicht.





Fig. 9



Obere Bremsmaschine





Fig. 5



Untere Bremsmaschine



*Transportable Kranich auf einem Eisenbahnenwagen.*

Fig. 10. Längsansicht.




Fig. 10



Sekunder Zapfen.

Fig. 20




Fig. 15





Fig. 11



Fig. 12



Fig. 13



*Zweite Art Kranich auf einem Eisenbahnenwagen.*

Fig. 22. Längsansicht.




Fig. 24. Seitenansicht der

Getriebekasten.




Fig. 25




Fig. 25. Obere Ansicht.



*Darstellung der unzerlegten Maschinen.*

Fig. 17



Welle des Handrades

Fig. 18



Fig. 31. Grundriß.

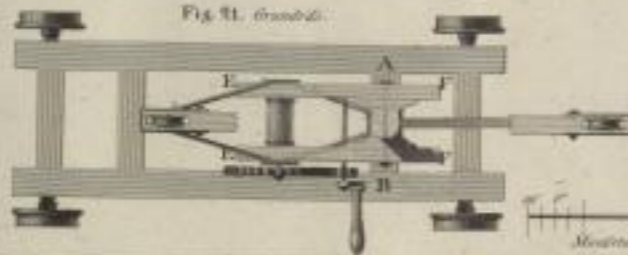



Fig. 30. Grundriß.



Maßstab für Fig. 10, 11, 22 und 31

Maßstab für Fig. 1, 2, 3, 4, 5, 6, 7, 8, 9, 12, 13, 14, 15, 16, 17, 18, 19, 20, 21, 23, 24, 25, 26, 27, 28, 29, 30, 32, 33, 34, 35, 36, 37, 38, 39, 40, 41, 42, 43, 44, 45, 46, 47, 48, 49, 50, 51, 52, 53, 54, 55, 56, 57, 58, 59, 60, 61, 62, 63, 64, 65, 66, 67, 68, 69, 70, 71, 72, 73, 74, 75, 76, 77, 78, 79, 80, 81, 82, 83, 84, 85, 86, 87, 88, 89, 90, 91, 92, 93, 94, 95, 96, 97, 98, 99, 100

Druck in Paris 1861