


# TAB. IV. GEOMETRIA.



Erklärung  
 yderer in der  
 Geometrie  
 gewöhnl. Figuren  
 und Instrumen-  
 ten.

Ligne droite

Puncte Blinde Linie

Ligne mixte

Ligne courbe

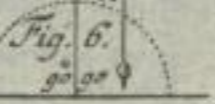

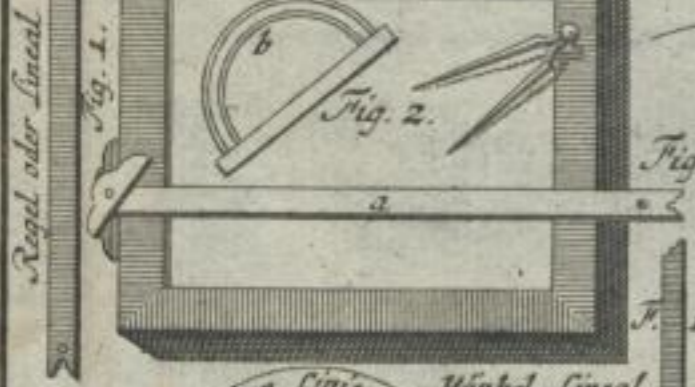
Lignes paralleles

Fig. 5.

Fig. 6.

Ligne oblique

Fig. 7.



Winkel Lineal

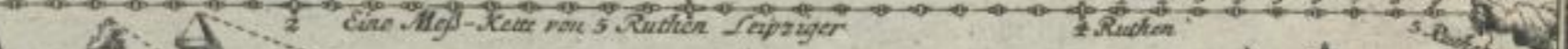
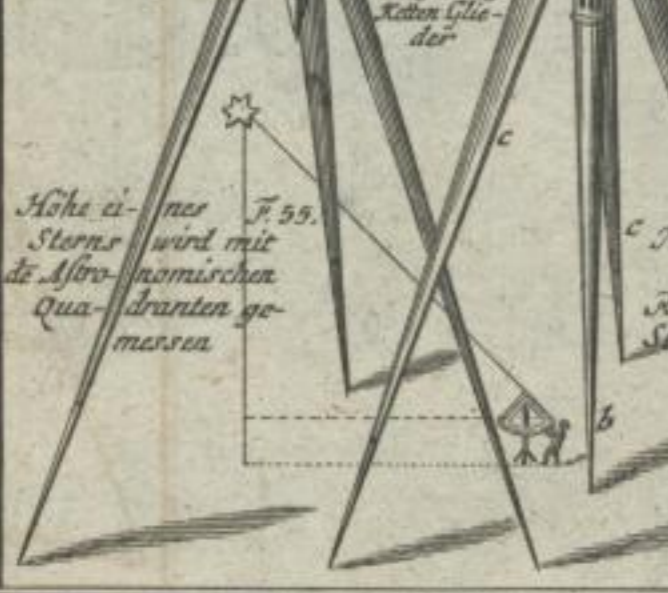

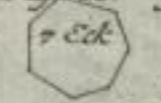
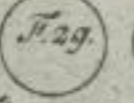

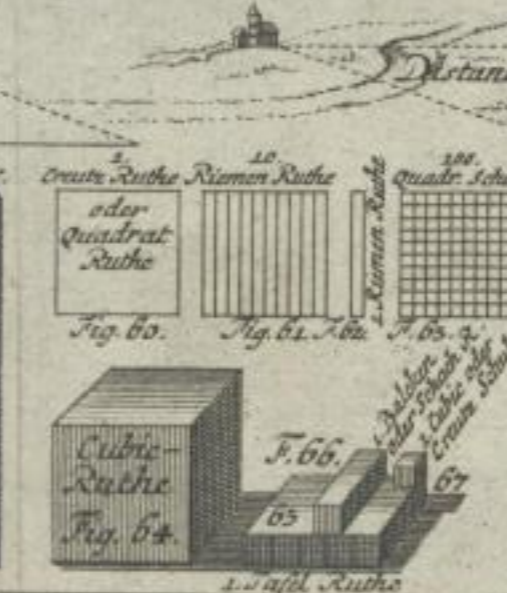


Fig. 59. Schema zum Neperianischen bacillus

2	1	2	3	4	5	6	7	8	9	1
4	2	4	6	8	10	12	14	16	18	2
6	3	6	9	12	15	18	21	24	27	3
8	4	8	12	16	20	24	28	32	36	4
10	5	10	15	20	25	30	35	40	45	5
12	6	12	18	24	30	36	42	48	54	6
14	7	14	21	28	35	42	49	56	63	7
16	8	16	24	32	40	48	56	64	72	8
18	9	18	27	36	45	54	63	72	81	9
	1	2	3	4	5	6	7	8	9	0



J. M. Steinberger sculp. A. V.