

Fig. 1.



Fig. 4.



Fig. 2.

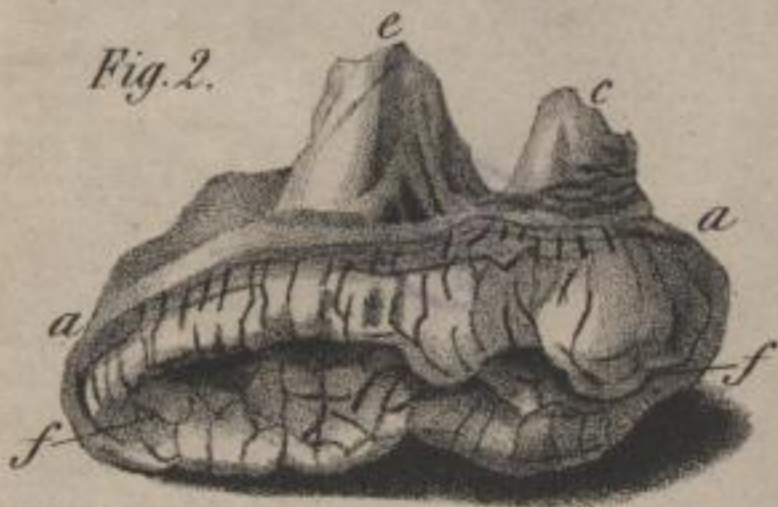


Fig. 5^a.





Fig. 3.



Fig. 5^b.



DE Tiliusius ad nat. delineavit Lipsiae 1845.

Figg. 1-4: hintere Backenzähne vom Höhlenbär.

Steindr. v. G. Heinze & Co. Görlitz.

Figg. 5^a und 5^b: fossile Pferdezähne aus der Torfgrube bei Mühlhausen in Thüringen.